

A Visual Story to the Bridge Theatre



**BRIDGE
THEATRE**

Hello and Welcome

Hello, and welcome to the Bridge Theatre!

This visual story has information and pictures to help you familiarise yourself with the venue before your visit.

We're always looking to improve our accessibility resources, so if you have any feedback on this guide, or questions about something you read, please contact us:

Phone: 0333 320 0051

Email: access@bridgetheatre.co.uk

We hope you have a lovely time with us,

The Bridge Theatre Team

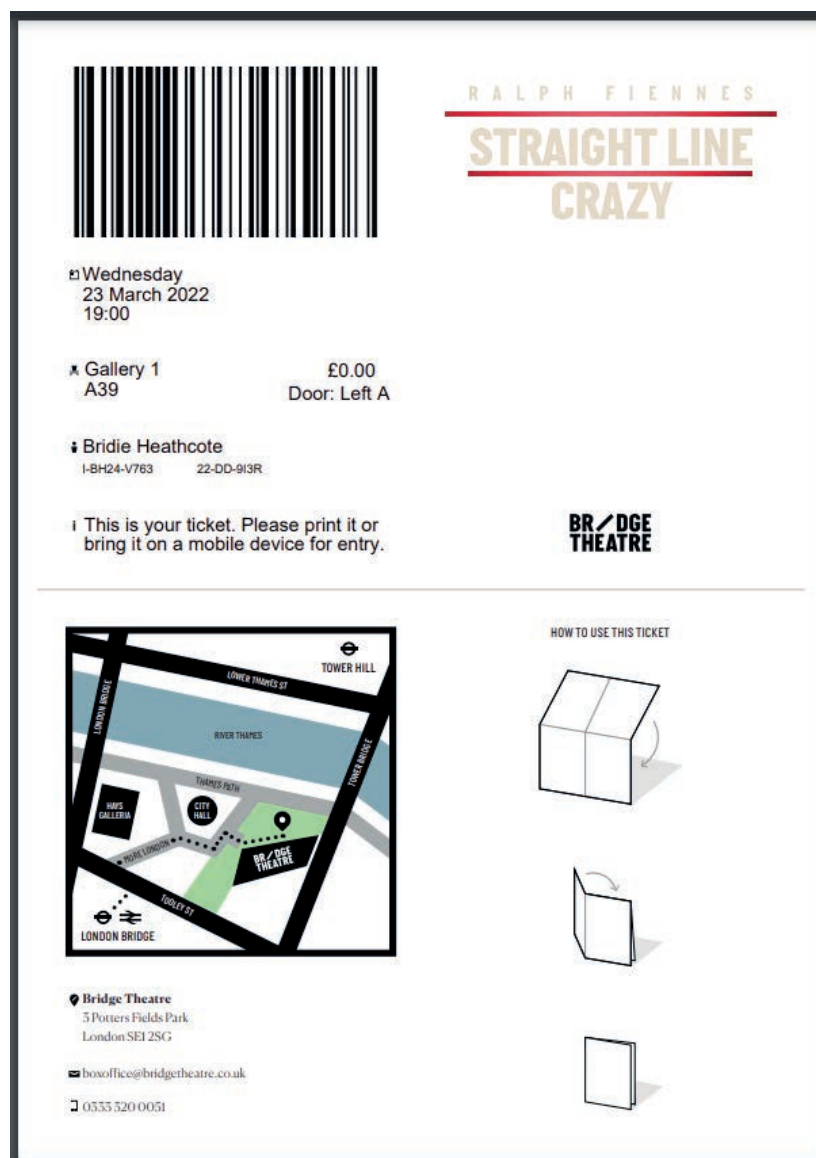


Your Tickets

Shortly after you've booked your ticket you should receive an email from us, and your e-tickets will be attached as a document.

You can print these and bring them with you, or choose to keep them on your phone to show at the venue.

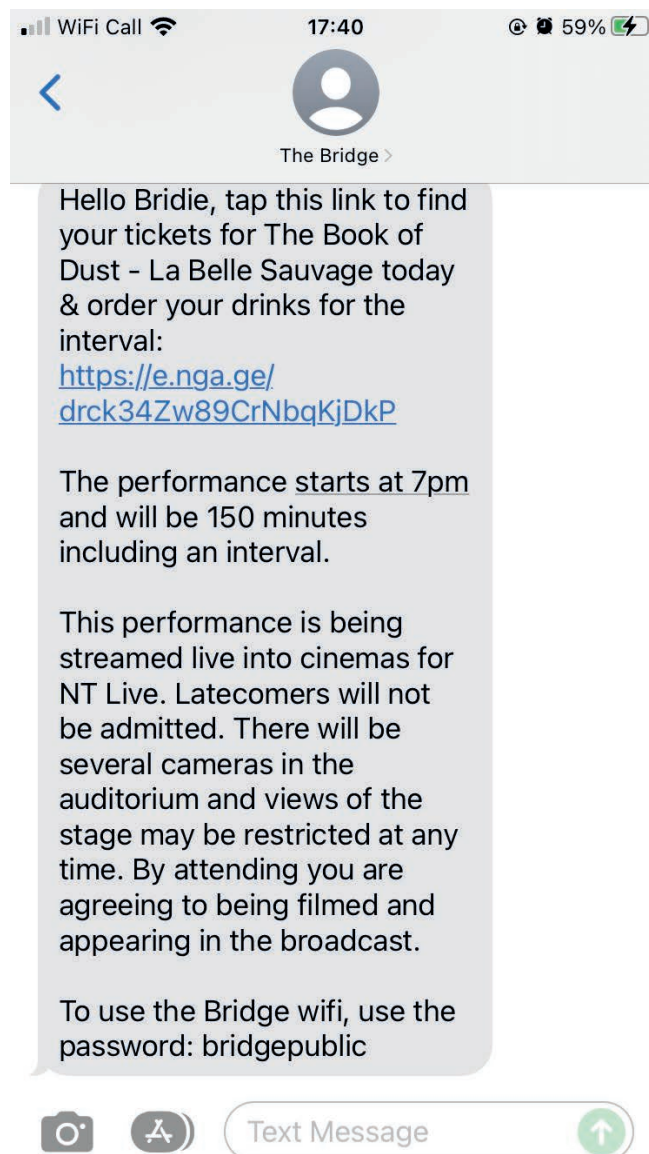
This is what your ticket might look like:



Your Tickets

If you add your mobile number to your Bridge Theatre account in advance of the performance day, you'll receive a text with a link to your tickets.

This is what the text might look like:



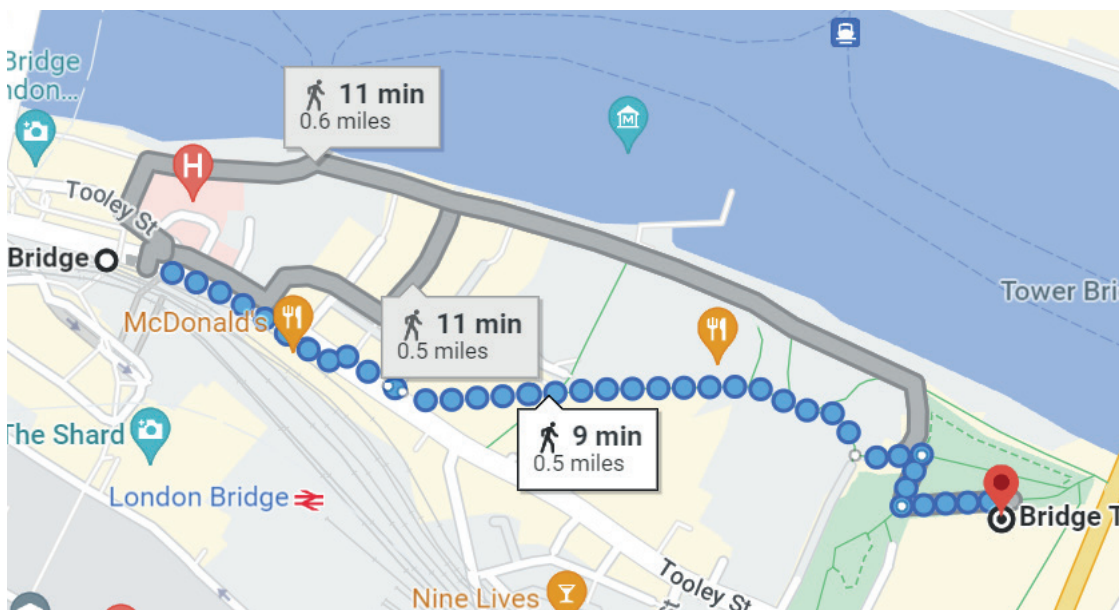
Your Journey to The Bridge

The closest tube stations are London Bridge and Tower Hill.

This is a photo of London Bridge tube station.



This is what a walking route might look like.

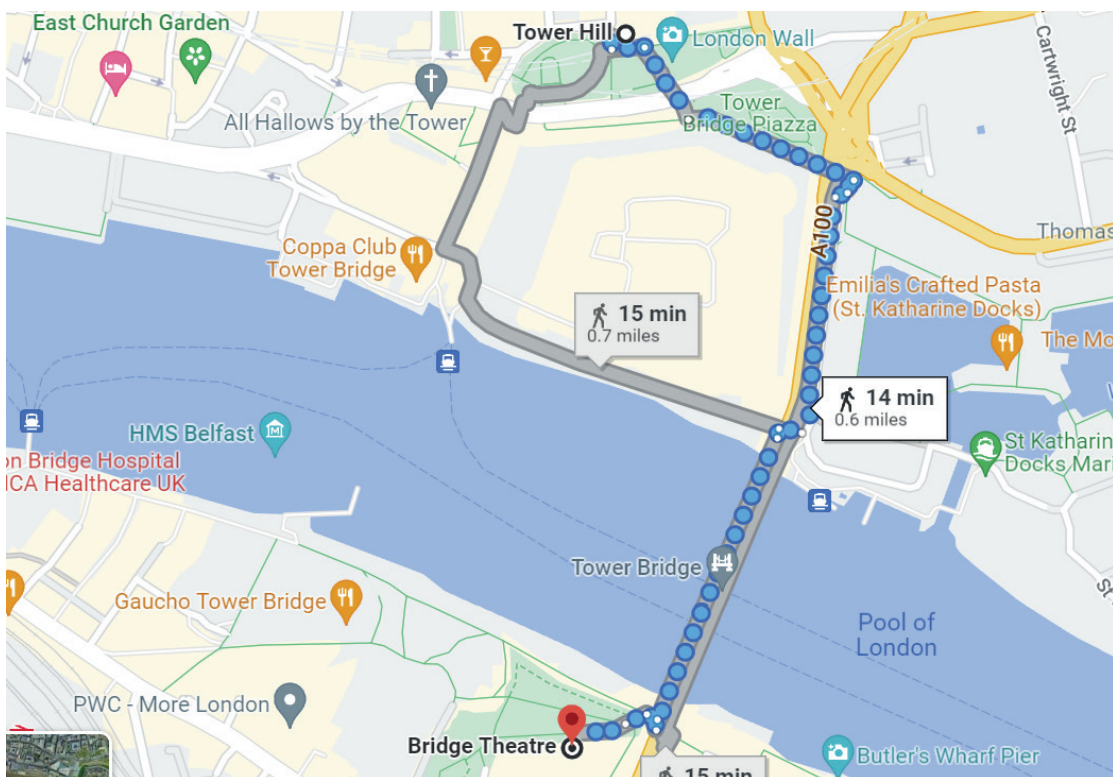


Your Journey to The Bridge

This is a photo of Tower Hill tube station.



This is what a walking route might look like.



Your Journey to The Bridge

You'll know you're nearby when you see Tower Bridge.



If you'd like more information about your journey, like drop off points, level access and parking bays, you can:

Email access@bridgetheatre.co.uk

or

Call 0333 320 0051

and we'd be happy to answer your questions.

Arriving at The Bridge

If you're arriving in the daylight, the theatre entrance will look like



When it gets dark, the theatre will look like this



Arriving at The Bridge

When you arrive, there will be a queue to enter.

You will be asked to show your ticket so it can be scanned, and we may need to look inside your bag as a security check.



You'll enter the foyer through our front doors.



Inside the Foyer

The Box Office is immediately on the right and will look like this.



The bar is along the right hand side of the foyer. If you want to order a drink you can queue here. It can get quite busy but don't worry - there's room for everyone.



Our menu is on the back of the bar on chalkboards. If you'd like a printed menu, or a menu in large print, let one of the bar team know.

Inside the Foyer

There will be places to sit at tables, plus stools and a low bar along one side of the room.



There will be people in Bridge Theatre T-Shirts selling programmes and merchandise. You can ask them questions if you need to.



Inside the Foyer

The cloakroom is in the far left side of the foyer. You can store your coat and bag while you watch the show if you want to.



The toilets are on the left, past the cloakroom. There is an accessible toilet on this level. There are more toilet cubicles down in the lower foyer, via our main staircase, or our accessible lift.



The Show

Most shows will have two halves, with a 20 minute break between them.

A bell will be rung to signal that it's time to take your seat in the auditorium. The bell may be rung a few times leading up to the start of the performance, but don't worry - it's to make sure everyone is seated in time.



If you need help finding your seat you can ask anyone with a Bridge Theatre t-shirt on.



The Auditorium


Our auditorium may look different each time you visit us, depending on the show. We have three layouts:



This is thrust format, where the audience sit on three sides of the stage.




This is promenade format, where seats are on all four sides of the stage.



This is end-on format, where seats are in one block and face the stage.

The Show

When the show is about to begin, the lights will go down and the room will be dark for a short moment. If you need to leave during the performance we have a live stream set up just outside, so you won't miss anything.



After the first half there will usually be another moment of darkness, before the full lights are turned on to show it's time for the interval.

The audience may clap their hands to show their appreciation for the show, you can join in if you want.

The Show – Interval

During this break you can choose to stay in your seat if you want to, or you can leave the auditorium and use the facilities or stretch your legs.

The foyer will be busy during this time, and it may be darker than when you arrived.



The lights will go down again when it's time for the second half to start.

After the Show

When the show ends, the lights will go down and the actors will leave the stage, and then return to bow.

The audience will clap their hands to show they enjoyed the performance. Some people may stand up from their seats during this time.



The performers will then leave the stage and the main lights will come on.

After the Show

People will start to leave the auditorium now.

It may feel busy when leaving the auditorium but don't worry - there's room for everyone.

You can choose to wait in your seat until it is quieter if you wish.



Further Information

We hope you've found this guide helpful, but welcome your questions.

If you would like more information on:

- Upcoming access performances
- Joining our Access List (for disabled concessionary rate tickets)
- Our accessible facilities
- Your upcoming visit

Please call us on 0333 320 0051 or email us access@bridgetheatre.co.uk, and we'll be happy to help as much as we can.

We're looking forward to seeing you soon.

All our best,
The Bridge Theatre

